

# River Canyon Total Return Bond Fund

## INVESTMENT OBJECTIVE

The investment objective of the River Canyon Total Return Bond Fund is to seek to maximize total return.

## OVERALL MORNINGSTAR RATING™



Category	Multisector Bond
3-Yr Category Rank*	2 of 293
5-Yr Category Rank*	9 of 250
Criteria	Risk-Adjusted Return

\*Based on net returns as of September 30, 2020

## FUND INFORMATION

Class	Institutional
Ticker	RCTX
CUSIP	00770G656
Benchmark	B.B. US Agg. Bond
Inception	12/30/2014
Gross Exp Ratio	1.53%
Net Exp Ratio	0.70%
Minimum	\$100,000
Distribution	Monthly
Portfolio Manager	George Jikovski

## FUND CHARACTERISTICS

Total Assets	\$166.0M
Duration (Years)	2.02
Floating Rate	38%

## CONTACT INFORMATION

www.rivercanyonfunds.com  
310-272-1850  
rivercanyon@canyonpartners.com

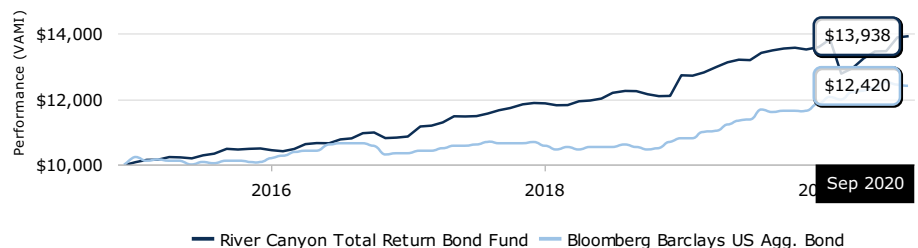
## INVESTMENT STRATEGY

- The fund is a total return credit strategy that primarily invests in structured products including:
  - Agency and Non-Agency Residential Mortgage-Backed Securities (RMBS)
  - Mortgage derivatives - Interest Only (IO), Principal Only (PO), and Inverse Interest Only (IIO) securities
  - Commercial Mortgage-Backed Securities (CMBS)
  - Collateralized Loan Obligations (CLO)
  - Asset-Backed Securities (ABS)
- The fund aims to deliver strong absolute and relative returns in an esoteric asset class that provides complementary diversification benefits to core fixed income portfolios.
- The portfolio manager utilizes bottom-up, credit-intensive research to drive security selection from a wide range of credits and issuer types.

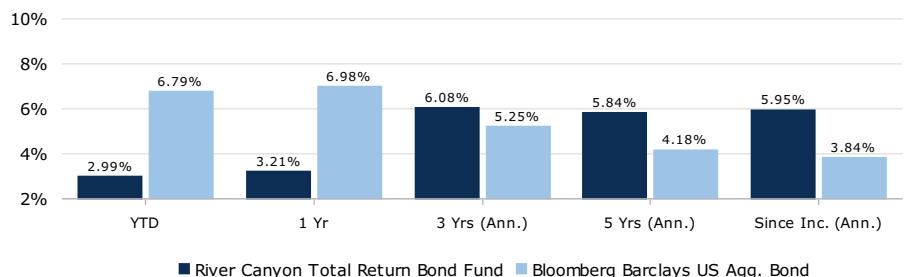
## CANYON PARTNERS OVERVIEW

- Canyon Partners is a specialized, global, multi-strategy alternative investment manager with over \$24B in assets under management.
- Driven by years of experience across various market cycles since its inception in 1990, the firm is focused on identifying deep value through intensive credit analysis and applies this investment approach in a variety of strategies across a broad spectrum of asset classes.
- Canyon has a long history managing structured products and has developed particular expertise in sourcing and analyzing investments in this complex area of the fixed income market.

## GROWTH OF \$10,000 (HYPOTHETICAL)



## NET TOTAL RETURNS AS OF SEPTEMBER 30, 2020



The Fund's benchmark for performance comparison purposes is the Bloomberg Barclays U.S. Aggregate Index. The index is an unmanaged index that measures the investment grade, US dollar-denominated, fixed-rate taxable bond market. The index includes Treasuries, government-related and corporate securities, mortgage pass-through securities, and asset-backed securities. The table reflects the theoretical reinvestment of dividends on securities in the index. The impact of any transaction costs and the deduction of expenses associated with a mutual fund, such as investment management and administration fees, are not reflected in the index calculations. It is not possible to invest directly in an index.

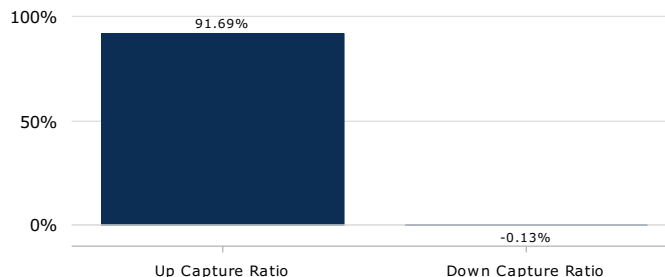
The performance data quoted represents past performance and is no guarantee of future results. Investment return and principal value of an investment will fluctuate so that an investor's shares, when redeemed, may be worth more or less than their original cost. Current performance may be lower or higher than the performance data quoted. For the most recent month-end performance, please call 310-272-1850.

# River Canyon Total Return Bond Fund

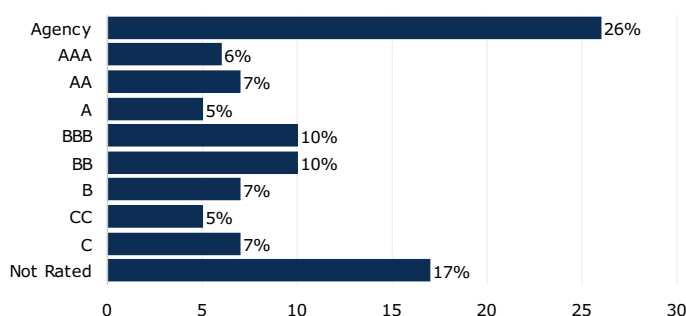
## RETURN STATISTICS

	Fund	Index
Annualized Volatility	4.78%	3.15%
Sharpe Ratio	1.24	1.21
Sortino Ratio	1.77	2.42
Information Ratio	0.43	-
Correlation vs. Bloomberg Barclays US Agg. Bond	0.30	-

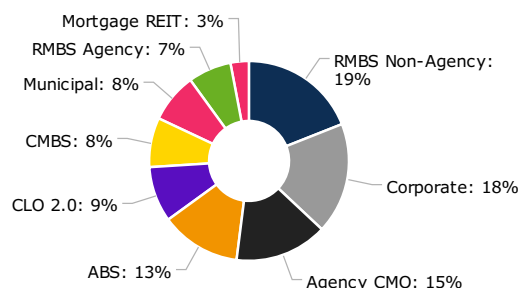
## UP/DOWN CAPTURE



## PORTFOLIO CREDIT QUALITY



## PORTFOLIO POSITIONING



The fund's benchmark for performance comparison purposes is the Bloomberg Barclays US Aggregate Bond Index. The index is an unmanaged index that measures the investment grade, US dollar-denominated, fixed-rate taxable bond market. The index includes Treasuries, government-related and corporate securities, mortgage pass-through securities, and asset-backed securities. The table reflects the theoretical reinvestment of dividends on securities in the index. The impact of any transaction costs and the deduction of expenses associated with a mutual fund, such as investment management and administration fees, are not reflected in the index calculations. It is not possible to invest directly in an index.

\*River Canyon Fund Management LLC (the "Adviser") has contractually agreed to waive fees and reimburse expenses to the extent that Total Annual Fund Operating Expenses (excluding brokerage costs, interest, taxes, dividend expense on short positions, litigation and indemnification expenses, expenses associated with investments in underlying investment companies, and extraordinary expenses) exceed 0.65% until January 28, 2021.

**Duration** is a calculation of the average life of a bond (or portfolio of bonds) that is a useful measure of the bond's price sensitivity to interest rate changes. The higher the duration number, the greater the risk and reward potential of the bond.

**Volatility** represents standard deviation, a statistical measure of distribution around an average, which depicts how widely returns varied over a certain period of time. When a fund has a high standard deviation, the predicted range of performance is wide, implying greater volatility.

**Sharpe Ratio** is a measure that uses standard deviation and excess return to determine reward per unit of risk. The greater a fund's Sharpe ratio, the better its risk-adjusted performance has been.

**Sortino Ratio**, a variation of the Sharpe ratio, differentiates harmful volatility from volatility in general by using a value for downside deviation. It is the excess return over the risk-free rate divided by the downside semi-variance, and so it measures the return to "bad" volatility.

**Information Ratio** is a ratio of portfolio returns above the returns of a benchmark - usually an index - to the volatility of those returns. It measures a portfolio manager's ability to generate excess returns relative to a benchmark but also attempts to identify the consistency of the investor.

### Investment Risks

It is important to note that the fund is not guaranteed by the U.S. Government. Fixed income investments involve interest rate risk, issuer credit risk and risk of default, and price volatility risk. Funds investing in bonds can lose their value as interest rates rise, and investors participating in such Funds can suffer a partial or total loss of their principal. The fund invests in asset backed and mortgaged backed securities which may be more volatile than other fixed income securities and influenced by the housing markets or markets from which the collateral is drawn. For a more complete list of Fund risks, please see the Prospectus.

Investors entering a fund at a date other than inception may have different returns than those shown here.

Morningstar Rating™ as of 30 September 2020 for the Inst. series; other classes may have different performance characteristics. The River Canyon Total Return Bond Fund was rated against the following numbers of Multisector Bond funds over the following time periods: Overall 5 Stars (361 funds rated); 3 Yrs. 5 Stars (293 funds rated); 5 Yrs. 5 Stars (250 funds rated). Past performance is no guarantee of future results. The Morningstar Rating™ for funds, or "star rating", is calculated for managed products (including mutual funds, variable annuity and variable life subaccounts, exchange-traded funds, closed-end funds, and separate accounts) with at least a three year history. Exchange-traded funds and open-ended mutual funds are considered a single population for comparative purposes. It is calculated based on a Morningstar Risk-Adjusted Return measure that accounts for variation in a managed product's monthly excess performance, placing more emphasis on downward variations and rewarding consistent performance. The top 10% of products in each product category receive 5 stars, the next 22.5% receive 4 stars, the next 35% receive 3 stars, the next 22.5% receive 2 stars, and the bottom 10% receive 1 star. The Overall Morningstar Rating for a managed product is derived from a weighted average of the performance figures associated with its three-, five-, and 10-year (if applicable) Morningstar Rating metrics. The weights are: 100% three-year rating for 36-59 months of total returns, 60% five-year rating/40% three-year rating for 60-119 months of total returns, and 50% 10-year rating/30% five-year rating/20% three-year rating for 120 or more months of total returns. While the 10-year overall star rating formula seems to give the most weight to the 10-year period, the most recent three-year period actually has the greatest impact because it is included in all three rating periods. © 2019 Morningstar. All Rights Reserved. The information contained herein: (1) is proprietary to Morningstar and/or its content providers; (2) may not be copied or distributed; and (3) is not warranted to be accurate, complete or timely. Neither Morningstar nor its content providers are responsible for any damages or losses arising from any use of this information. Past performance is no guarantee of future results.

Quality ratings reflect the credit quality of the underlying securities in the Fund's portfolio and not that of the Fund itself. Quality ratings are subject to change. Moody's assigns a rating of Aaa as the highest to C as the lowest credit quality rating. S&P assigns a rating of AAA as the highest to NR as the lowest credit quality rating.

The River Canyon Total Return Bond Fund is offered only by prospectus. The prospectus contains important information, including investment objectives, risks, advisory fees and expenses. Please read the Prospectus carefully before investing or sending money. For a current Prospectus please call 800-245-0371. Distributed by Foreside Financial Services, LLC.